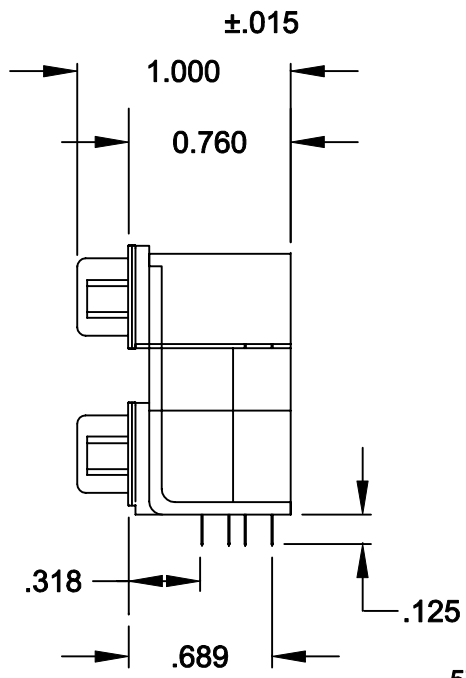
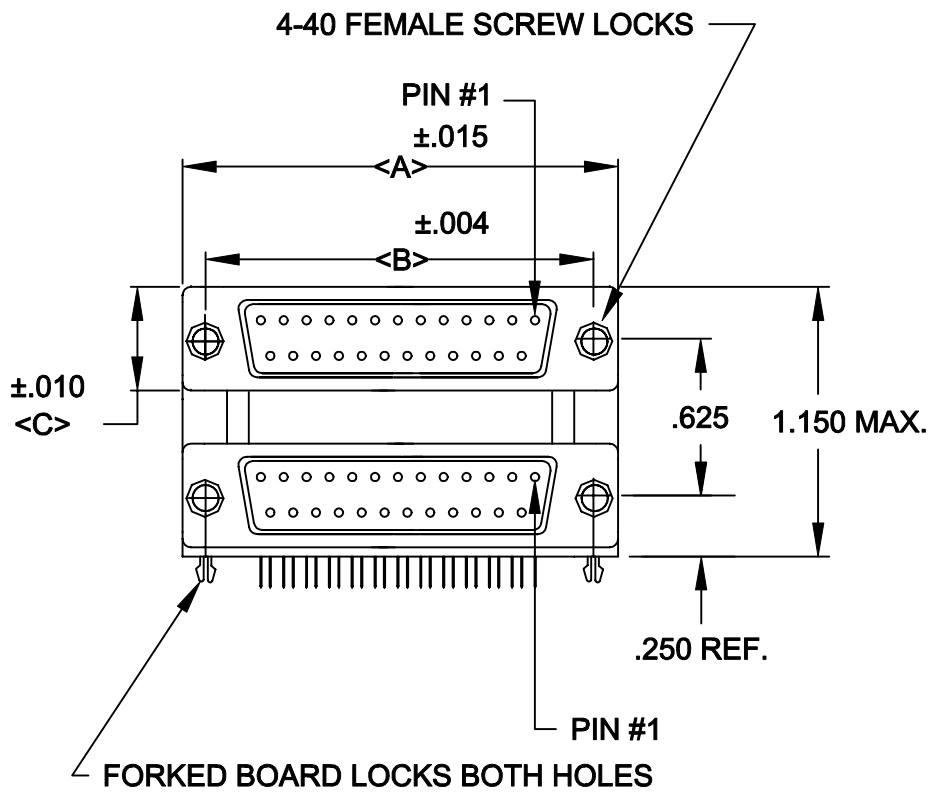


DESCRIPTION: .625 CENTER DUAL PORT D-SUB FEMALE/FEMALE

	A	B	C
9	1.204 30.6	.984 25.0	.494 12.55
15	1.535 39.0	1.312 33.3	.494 12.55
25	2.078 52.8	1.850 47.0	.494 12.55
37	2.724 69.2	2.500 63.5	.494 12.55



189-XXX-512-571

SERIES \_\_\_\_\_

POSITIONS \_\_\_\_\_

009 \_\_\_\_\_

015 \_\_\_\_\_

025 \_\_\_\_\_

037 \_\_\_\_\_

GENDER \_\_\_\_\_

61 = MALE OVER MALE

41 = MALE OVER FEMALE

51 = FEMALE OVER FEMALE

31 = FEMALE OVER MALE

SHELL PLATING \_\_\_\_\_

2 = TIN

HARDWARE OPTIONS \_\_\_\_\_

57 = 4-40 STANDOFFS/FORK BOARD LOCKS

PLATING OPTIONS \_\_\_\_\_

01 = GOLD FLASH

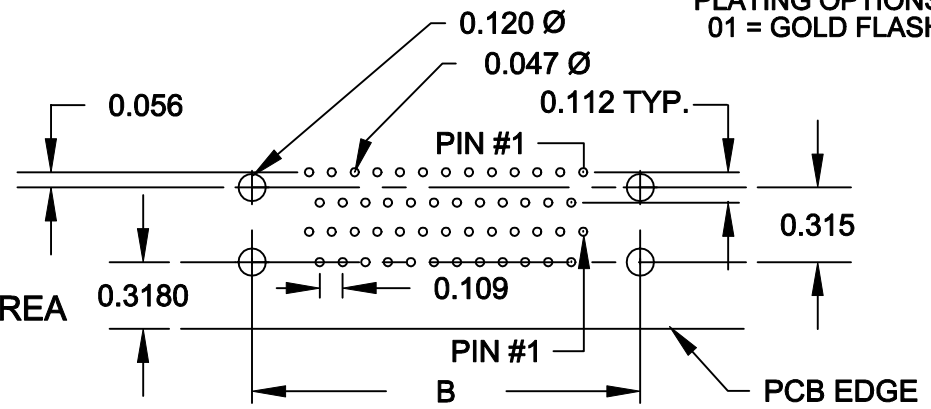
SPECIFICATIONS:

MATERIALS:

- SHELL: STEEL, TIN PLATED
- INSULATOR: UL 94V-0 RATED BLACK GLASS-FILLED POLYESTER
- CONTACTS: BRASS - GOLD FLASH IN MATING AREA
- TIN/LEAD ON SOLDER TAILS

ELECTRICALS:

- CURRENT RATING: 5 AMPS
- DIELECTRIC STRENGTH: 1000V AC RMS
- INSULATOR RESISTANCE: 1000 MOHMS MIN
- TEMPERATURE: -55°C TO +105°C



	THESE DRAWINGS AND SPECIFICATIONS ARE THE PROPERTY OF NorComp AND SHALL NOT BE REPRODUCED, COPIED OR USED AS THE BASIS FOR THE MANUFACTURE OF SALE OF APPARATUS WITHOUT WRITTEN PERMISSION.		DRAWN: <b>PAM JENKINS</b>	DATE: <b>9-24-98</b>
			CHECKED:	DATE:
<b>NorComp</b>		SCALE: 1:1	SHEET 1 OF 1	REV 5
		DWG NO. <b>189-XXX-512-571</b>		