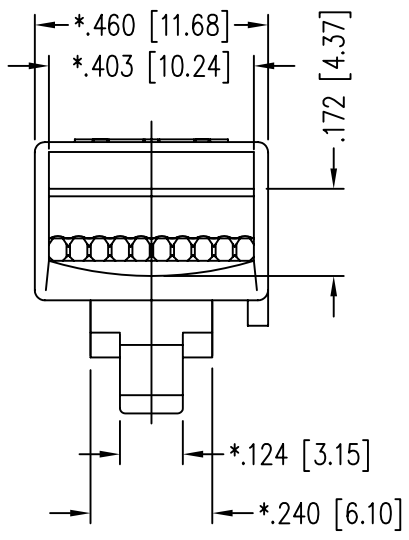
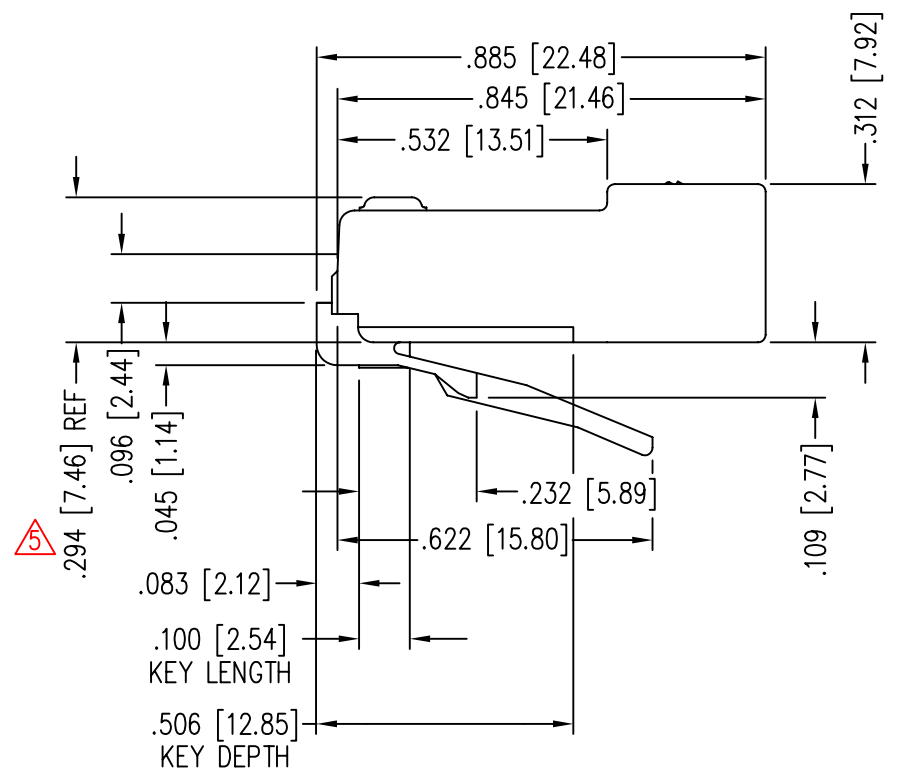
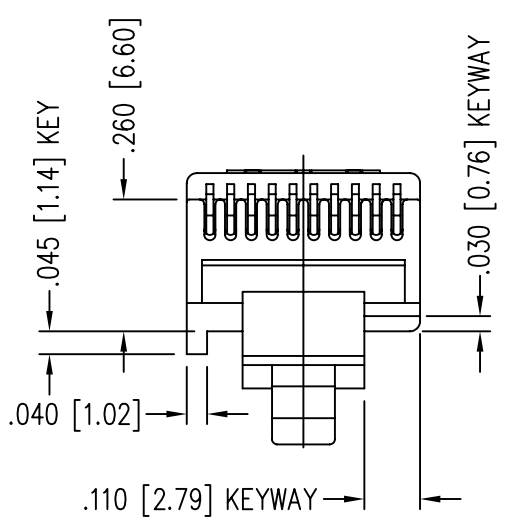
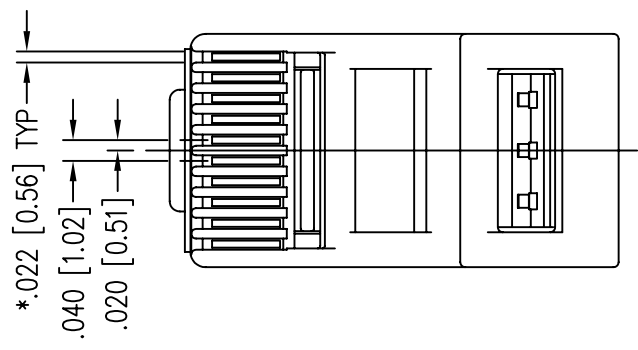
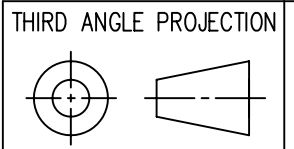


| DATE | REV | ECN | APP'D. BY |
|---------|-----|------|-----------|
| 5-27-05 | B0 | 7122 | RGC |
| 1-16-06 | B1 | 7440 | JM |
| | | | |
| | | | |



- NOTES:
- MATERIALS:
 PLUG BODY: POLYCARBONATE, UL 94-V0, CLEAR
 CONTACTS: PHOSPHOR BRONZE, SELECTIVE GOLD PLATING
 - CONTACTS TERMINATE STRANDED CONDUCTORS UP TO .037 [.940] OUTSIDE DIAMETER OF INSULATION.
 - FOR PRODUCT SPECIFICATION SEE PRO26-01.
 - TOLERANCES COMPLY WITH F.C.C. DIMENSION REQUIREMENTS.
- ⚠ TERMINATED PLUG HEIGHT: .237 [6.02] ±.005 [0.13]

| | |
|--------------------------------|---------------------|
| 50 MICRO-INCHES [1.27um] | 940-SP-301010R-RMK4 |
| CONTACT PLATING IN MATING AREA | PART NUMBER |



Bel Stewart Connector

11118 Susquehanna Trail South
 Glen Rock, PA 17327-9199
 (717) 235-7512 Fax: (717) 235-7954 <http://www.stewartconnector.com>

DO NOT SCALE DRAWING
 DRAWING IS SUBJECT TO CHANGE WITHOUT NOTICE

TITLE: 10 CONDUCTOR / 10 POSITION LINE CORD MODULE WITH RADIAL BACK; RMK4 KEY OPTION; COLOR : CLEAR

DIMENSIONS: INCHES [METRIC]
 UNLESS OTHERWISE SPECIFIED TOLERANCES ARE ±.005 [0.13] ANGLES ARE ± 1°

THIS DRAWING AND THE SUBJECT MATTER SHOWN THEREON ARE CONFIDENTIAL AND THE PROPRIETARY PROPERTY OF BEL STEWART CONNECTOR AND SHALL NOT BE REPRODUCED, COPIED, OR USED IN ANY MANNER WITHOUT WRITTEN CONSENT OF BEL STEWART CONNECTOR. THE SUBJECT MATTER MAY BE PATENTED OR A PATENT MAY BE PENDING.

| | |
|------------------|--------------|
| DRN BY: JAF | DATE 5-27-05 |
| APPD BY: RGC | DATE 5-31-05 |
| DWG NO. CT300120 | REV. B1 |

SHEET NO. 1 OF 1

