


Number of contacts

20



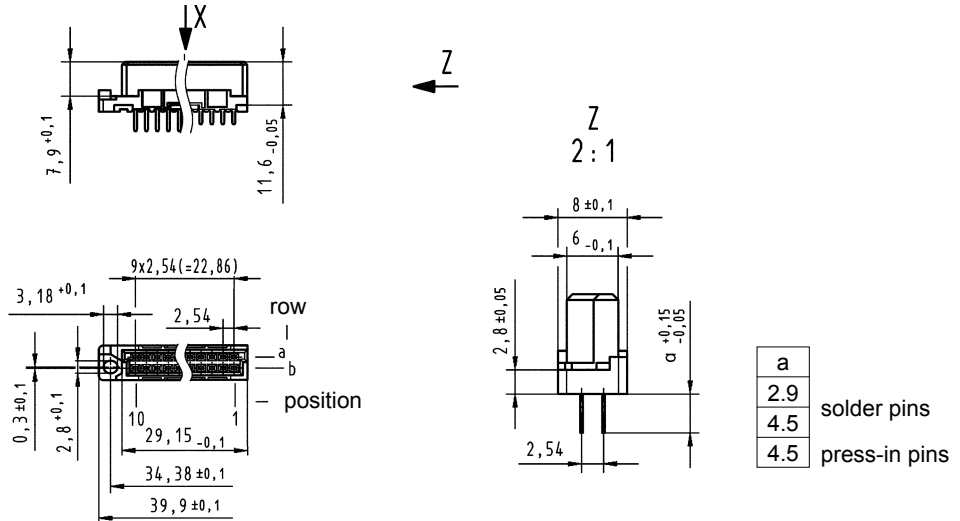
Female connectors

Identification	No. of contacts	Contact arrangement	Part number	Performance levels according to IEC 60 603-2.
			3	2 1
Female connector with solder pins 2.9 mm	20		Performance level 3 on request	09 24 220 6824
with fixing flange	20			09 24 220 6841 ^{d)}
with fixing flange, THR	20			09 24 220 6414 ^{d)}
without fixing flange, THR	20			
Female connector with solder pins 4.5 mm	20			09 24 220 6825
with fixing flange	20			
Female connector with press-in pins 4.5 mm	20		09 24 220 6850	
with fixing flange	20		09 24 220 6870	
without fixing flange	20			Performance level 1 on request

DIN Signal up to 2 A

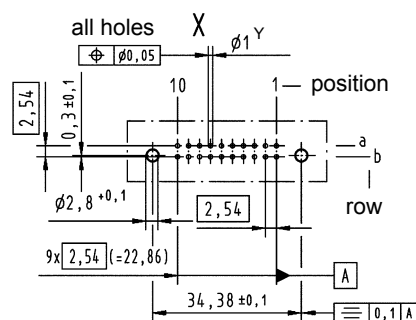
Dimensions

with fixing flange without fixing flange



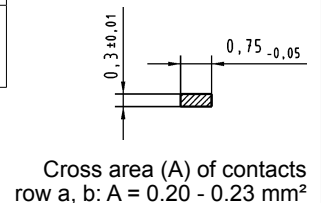
Board drillings

Mounting side



	Y
Solder	1 ± 0.1
Press-in	see recommendation page 00.25

Cross section of solder terminations



Dimensions in mm

^{d)} CTI > 400