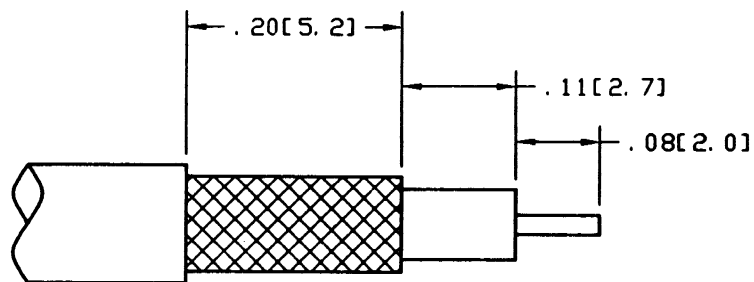
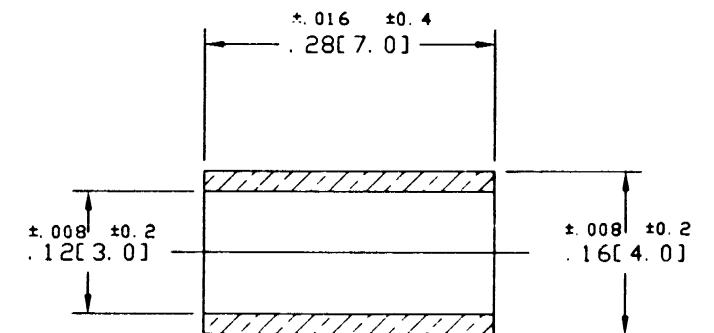
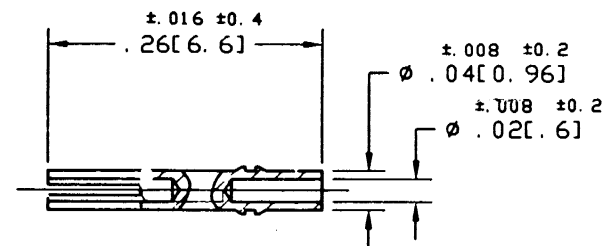
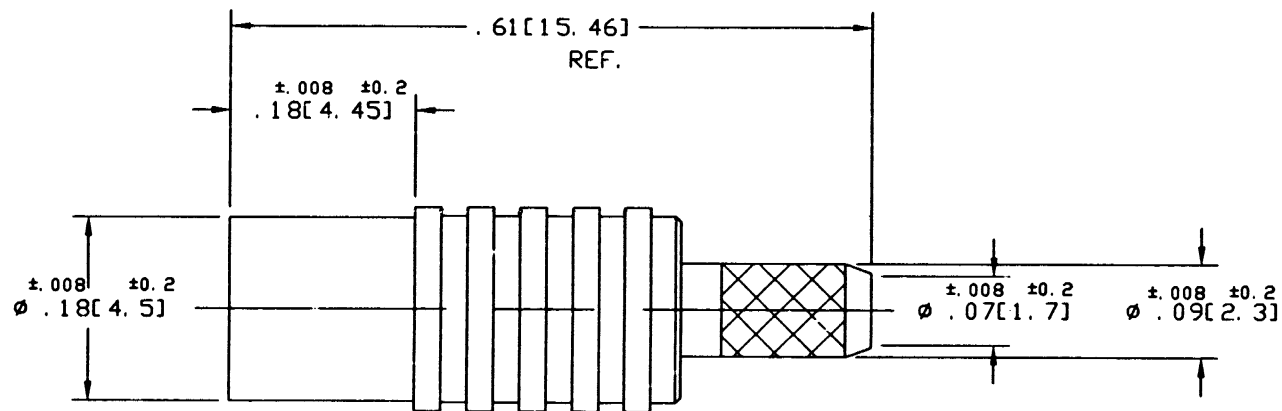


NOTES:

1. MATERIALS OF CONSTRUCTION:  
 BODY, BARREL = BRASS (QQ-B-626), GOLD PLATED.  
 CONTACT PIN = BERYLLIUM COPPER, GOLD PLATED.  
 FERRULE = COPPER, GOLD PLATED.  
 INSULATORS = PTFE MIL-P-19468.
2. DO NOT SCALE THIS DRAWING.
3. UNLESS OTHERWISE SPECIFIED, ALL DIMENSIONS ARE AFTER PLATING.

919-107J-51SX		REVISIONS			
DRAWING NO.	REV	DESCRIPTION	DATE	ECO	APPR
THIRD ANGLE PROJ.	A	RELEASE TO MFG.	7/30/99	43080	CPM/



RECOMMENDED CABLE STRIPPING DIM'S

CUSTOMER OUTLINE DRAWING

UNLESS OTHERWISE SPECIFIED, DIMENSIONS ARE IN INCHES AND TOLERANCES ARE: 2 PLACE DECIMAL 3 PLACE DECIMAL ANGLES ±.015 (0,381 mm) ±.005 (0,127 mm) ± 1'	MATERIAL	DRAWN	DATE	TITLE	<b>Amphenol</b> Amphenol Corporation RF/Microwave Operations Danbury, Conn. U.S.A. 06810		
	REFERENCE	C. McGRATH	7/19/99	MCX CRIMP JACK (FOR RG-174/U, 188A/U, 316/U) CABLES			
NOTICE - These drawings, specifications, or other data (1) are, and remain the property of Amphenol Corp. (2) must be returned upon request; and (3) are confidential and not to be disclosed to any person other than those to whom they are given by Amphenol Corp. The furnishing of these drawings, specifications, or other data by Amphenol Corp., or to any other person to anyone for any purpose is not to be regarded by implication or otherwise in any manner licensing, granting rights or permitting such holder or any other person to manufacture, use or sell any product, process or design, patented or otherwise, that may in any way be related to or disclosed by said drawings, specifications, or other data.	EAR 967292-0	ENGINEER	DATE	SCALE: 6:1	SHEET 2 OF 2		
		T. AUBIN	7/19/99				
			APPROVED	DATE			
		CAD FILE		CODE ID	DWG SIZE	DRAWING NO.	REV
		H: \PETE\MCX\919\ASSY\107J\51SX000C		74868	B	919-107J-51SX	A