

Housing - HC-ADV-B24-HHWH-1TTM40-MF-BK - 1420927


Please be informed that the data shown in this PDF Document is generated from our Online Catalog. Please find the complete data in the user's documentation. Our General Terms of Use for Downloads are valid (<http://phoenixcontact.com/download>)



Sleeve housing B24, Screw locking, Material: Die-cast aluminum, salt water resistant, Cable outlets: 1, straight, Height: 93.7 mm, Cable gland: none, Gland: no, 1x M40, Increased environmental requirements



Key Commercial Data

Packing unit	1 STK
GTIN	 4 055626 249261
GTIN	4055626249261

Technical data

Dimensions

Height	93.7 mm
Width	57 mm
Length	152 mm
Length of the assembly cutout	112 mm
Width of the assembly cutout	35 mm

Ambient conditions

Degree of protection of housing (IP)	IP66
	IP68 (0.2 bar/24 h)
	IP69K (ISO 20653:2013-02)
Degree of protection of housing (NEMA)	4 (UL 50e)
	4X (UL 50e)
	12 (UL 50e)
Ambient temperature (operation)	-40 °C ... 125 °C

General

Note	for contact inserts HC-B24, BB46, D64, DD108, HV10/16, M
Size	B24
Housing type	Sleeve housing

Housing - HC-ADV-B24-HHWH-1TTM40-MF-BK - 1420927

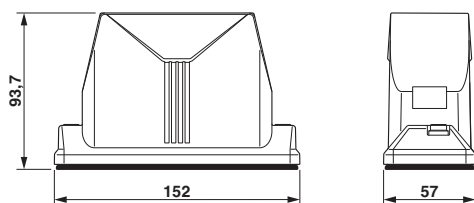
Technical data

General

Color	black
Locking type	Screw locking
Fixing screws	M6 (screw head: 5 mm Allen screw)
No. of cable outlets	1
Cable exit	straight
Screw connection	none
Type of the screw connection	1x M40
Housing material	Die-cast aluminum, salt water resistant
Housing surface material	Powder-coated, black
Seal material	Viton
Material lock	Stainless steel
Assembly instructions	In order to guarantee that the ground conductor contact functions even when plugged in at an angle, the two panel mounting flanges must have sufficient electrical contact with the metal mounting panel.
Connection	Tightening torque of locking screw: 3 Nm.

Drawings

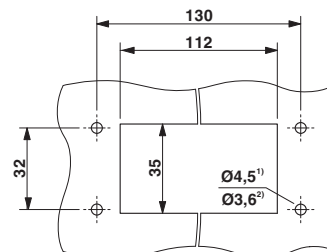
Dimensional drawing



Panel cutout

²⁾ When self-tapping screws are used (Torx® 20, M4)

Dimensional drawing



Panel cutout

²⁾ When self-tapping screws are used (Torx® 20, M4)

Approvals

Approvals

Approvals

EAC

Ex Approvals

Approval details

Housing - HC-ADV-B24-HHWH-1TTM40-MF-BK - 1420927

Approvals

EAC



7500651.22.01.00246

Phoenix Contact 2017 © - all rights reserved
<http://www.phoenixcontact.com>

PHOENIX CONTACT GmbH & Co. KG
Flachsmarktstr. 8
32825 Blomberg
Germany
Tel. +49 5235 300
Fax +49 5235 3 41200
<http://www.phoenixcontact.com>