

▶▶▶ Modular Industrial Switch

The N-Tron® 7900 Industrial Ethernet Modular Switch is designed to deliver optimum performance with maximum network versatility. Its flexible modular format allows customization with a variety of fiber and copper port modules. As the network evolves, port configurations can easily be changed to adapt to new communication requirements. The fully managed series is ideal for manufacturing, utilities, transportation, energy generation, wastewater and other extreme networking environments that demand high reliability, superior noise immunity and support across extended distances.

PRODUCT FEATURES

- 4 slot modular switch
- Requires 2 SFP gigabit CPU module (transceivers sold separately)
- Available modules (transceivers sold separately):
 - 2 port 100BaseFX fiber module
 - 4 port 100BaseFX fiber module
 - 6 port 10/100BaseTX copper module
- -20°C to 70°C operating temperature
- Onboard temperature sensor
- ESD and surge protection diodes on all copper ports
- Auto sensing 10/100BaseTX, duplex and MDIX
- Store-and-forward technology
- Rugged DIN-rail enclosure
- Redundant power inputs (10-30 VDC)
- Configurable bi-color fault status LEDs

FULLY MANAGED FEATURES

- SNMP v1, v2, v3 and web browser management
- EtherNet/IP™ CIP Messaging
- Configuration backup via optional SD card (order NTCD-128)
- Detailed ring map and fault location charting
- N-Ring™ Technology with ~30ms healing
- N-Link™ Redundant N-Ring Coupling
- N-View™ OPC monitoring
- RSTP - 802.1d, 802.1w, 802.1D
- IGMP auto configuration
- 802.1Q tagged VLAN and port VLAN
- 802.1p QoS, port QoS and DSCP
- LLDP (Link Layer Discovery Protocol)
- DHCP Server, Option 82 relay, Option 61, IP Fallback
- Port mirroring and trunking
- Local Port IP Addressing
- Port Security—MAC Address Based



REMOTE MONITORING OPTIONS

Web browser and N-View OPC (OLE for process control) server software provides configuration and monitoring capability. N-View software easily combines with HMI software to monitor network traffic, alarms and trends. SNMP is also available for switch link and status monitoring. Status LEDs are configurable to indicate power failure and N-Ring status.

N-RING TECHNOLOGY

Advanced N-Ring technology provides expanded capacity, detailed fault diagnostics and fast ~30ms healing times in rings composed of N-Tron fully managed switches. The integrity of the N-Ring is continually monitored for error conditions. If a fault is detected, the ring converts to a daisy chain topology and restores communications within ~30ms. For convenience, users can easily access a detailed ring map and fault location chart through the ring manager's browser or the OPC server. Each N-Ring accommodates up to 250 fully-managed N-Tron switches. N-Link easily connects multiple rings, creating additional pathways to critical applications and increasing overall network resiliency.

INDUSTRIAL SPECIFICATIONS

Standard industrial product features include high MTBF, extended shock and vibration specifications, redundant power inputs and a wide operating temperature range.

EASE OF USE

N-Tron's auto sensing capabilities allow all 10/100BaseTX ports to automatically negotiate maximum speed and performance but can also be hard coded using the user interface. A high-speed processor enables simultaneous wire speed capability on all 100BaseTX ports.

▶▶▶ 7900 Series Modular Industrial Ethernet Switch Specifications

Switch Properties

Number of MAC Addresses: 8,000
 Aging Time: Programmable
 Latency Typical: 2.6 μ s
 Backplane Speed: 8.8 Gb/s
 Switching Method: Store & Forward

Case Dimensions

Height: 5.2" (13.0 cm)
 Width: 9.0" (22.8 cm)
 Depth: 5.6" (14.2 cm)
 Weight (max): ~5 lbs (2.3 kg)
 Din-Rail: 35 mm

Electrical

Redundant Input Voltage: 10-30 VDC
 Input Current (max): 1.53A @ 24 VDC (fully populated)
 BTU/hr: 125.3 @ 24 VDC (fully populated)
 N-Tron Power Supply: NTPS-24-5 (5A @ 24 VDC)

Environmental

Operating Temperature: -20°C to 70°C
 Operating Humidity: 10% to 95% (Non Condensing)
 Operating Altitude: 0 to 10,000 ft.

Shock and Vibration (bulkhead mounted)

Shock: 50g @ 10ms
 Vibration/Seismic: 30g, 10-200 Hz, triaxial

Reliability

MTBF: >1 million hours

Network Media

10BaseT: \geq Cat3 cable
 100BaseTX: \geq Cat5 cable
 100BaseFX, 1000BaseSX Multimode: 50-62.5/125 μ m
 100BaseFXE, 1000BaseLX Singlemode: 7-10/125 μ m

Connectors

10/100BaseTX: Up to twenty-four (24) RJ-45 copper ports
 100BaseFX: Up to sixteen (16) SC or ST fiber ports
 1000BaseSX/LX SFP: Two (2) SFP LC duplex gigabit fiber ports

Recommended Wiring Clearance

Front: 4" (10.2 cm)
 Side: 1" (2.6 cm)

Fiber Transceiver Characteristics

| Fiber Length | 2km* | 15km** | 40km** | 80km** |
|--------------------|--------|--------|--------|--------|
| TX Power Min | -19dBm | -15dBm | -5dBm | -5dBm |
| RX Sensitivity Max | -31dBm | -31dBm | -34dBm | -34dBm |
| Wavelength | 1310nm | 1310nm | 1310nm | 1550nm |

* Multimode Fiber Optic Cable
 ** Singlemode Fiber Optic Cable

SFP Gigabit Fiber Transceiver Characteristics

| Fiber Length | 550m for 50/125 μ m 275m @62.5/125 μ m* | 10km** | 40km** | 80km** |
|--------------------|--|----------|----------|----------|
| TX Power Min | -9.5dBm | -9.5dBm | -2dBm | 0dBm |
| RX Sensitivity Max | -17dBm | -20dBm | -22dBm | -24dBm |
| Wavelength | 850nm | 1310nm | 1310nm | 1550nm |
| Assumed Fiber Loss | 3.5 to 3.75 dB/km | .45dB/km | .35dB/km | .25dB/km |

* Multimode Fiber Optic Cable
 ** Singlemode Fiber Optic Cable

Regulatory Certifications

Product Safety

UL 60950-1; UL 508; ANSI/ISA 12.12.01-2007;
 CAN/CSA-C22.2 No. 60950; CAN/CSA-C22.2 No. 142;
 CAN/CSA-C22.2 No. 213

Emissions

FCC Title 47, Part 15, Radio Frequency Devices, Subpart B;
 ANSI C63.4-2003; Industry Canada ICES-003; EN 61000-6-4 (radiated and conducted)

Immunity

EN 61000-6-2; IEC 61000-4-2 (ESD); IEC 61000-4-3 (RFAM);
 IEC 61000-4-4 (EFT); IEC 61000-4-5 (SURGE); IEC 61000-4-6 (RFCM);
 IEC 61000-4-8 (PFMF); IEC 61000-4-11 (VDI)

Other

EMC Directive 2004/108/EC; ABS (PDA and Type Approval for Shipboard Applications); GOST-R

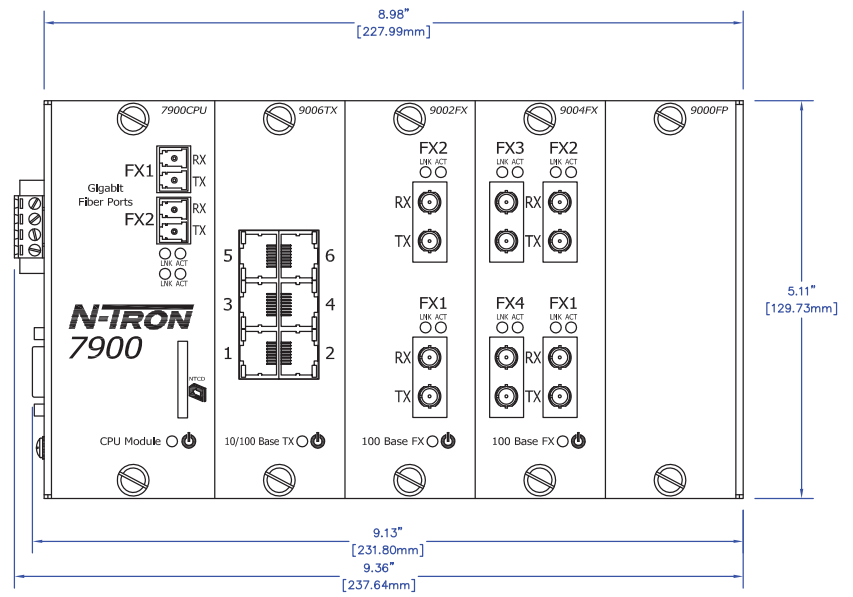
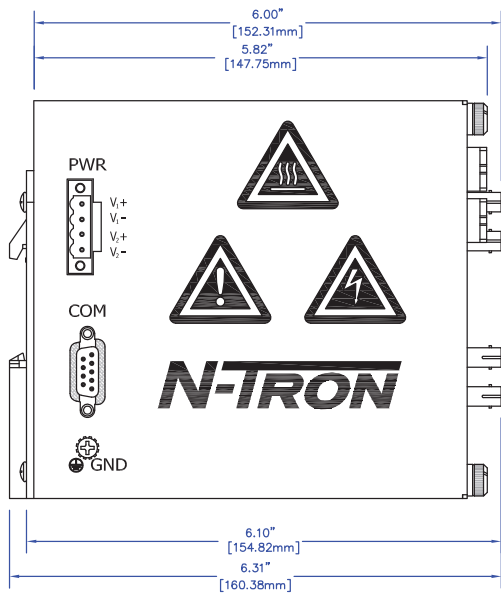
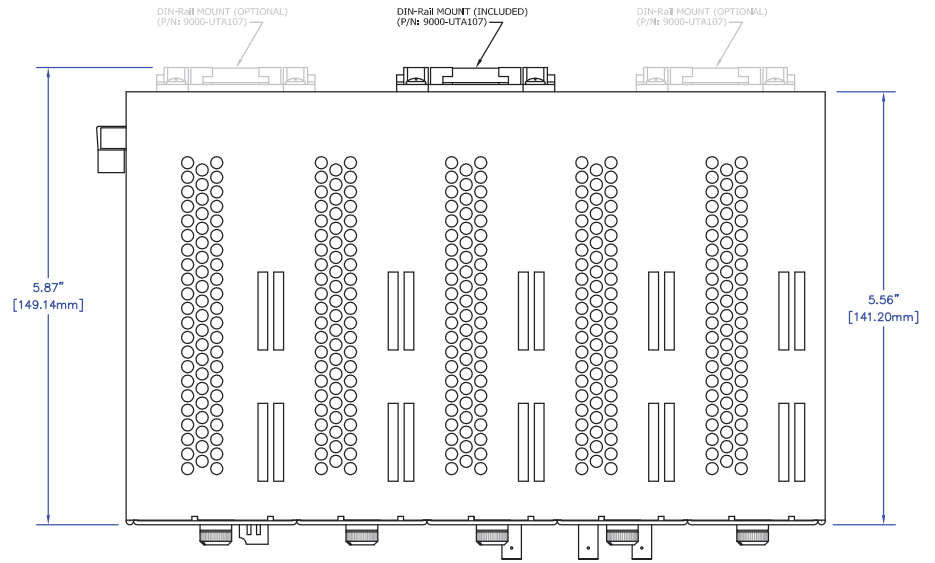
Designed to comply with:

IEEE 1613 for Electric Utility Substations



7900 Series Modular Industrial Ethernet Switch Specifications

MECHANICAL DRAWINGS



▶▶▶ 7900 Series Modular Industrial Ethernet Switch Specifications

| PART NUMBER | DESCRIPTION |
|--------------------|--|
| 7900CPU..... | CPU Module with two (2) gigabit SFP ports - transceivers sold separately |
| 9000BP | Five (5) Slot Backplane (requires 7900CPU Module - sold separately) |
| 9006TX..... | Six (6) 10/100BaseTX Copper Port Slide-in Module |
| 9002FX-XX..... | Two (2) 100BaseFX Multimode Fiber Port Slide-in Module |
| 9002FXE-XX-YY..... | Two (2) 100BaseFX Singlemode Fiber Port Slide-in Module |
| 9004FX-XX..... | Four (4) 100BaseFX Multimode Fiber Port Slide-in Module |
| 9004FXE-XX-YY..... | Four (4) 100BaseFX Singlemode Fiber Port Slide-in Module |
| NTSFP-TX | 1000BaseT copper SFP pluggable mini-GBIC transceiver (RJ-45 connector) |
| NTSFP-SX | 1000BaseSX multimode fiber SFP pluggable mini-GBIC transceiver (LC style connector) |
| NTSFP-LX-ZZ..... | 1000BaseLX singlemode fiber SFP pluggable mini-GBIC transceiver (LC style connector) |
| 9000B-FP | Filler Panel (required to fill vacant slots) |
| NTPS-24-5..... | N-Tron DIN-Rail Power Supply (5A @ 24 VDC) |
| NTCD-128 | Optional configuration card for backup/restore |
| 9000-PM..... | Panel Mount Kit |
| 9000-UTA107..... | Metal DIN-Rail Clip (note: one included, can accommodate two (2) additional clips—3 total—for increased stability) |

Where: E = Singlemode

XX = ST or SC connector

YY = 15, 40, or 80 for singlemode, blank for multimode

ZZ = 10, 40, or 80 for GB singlemode (if SFP transceiver is not specified at the time of purchase, slots will remain blank with covers)



www.redlion.net

Connect. Monitor. Control.

Americas
sales@redlion.net

Asia-Pacific
asia@redlion.net

**Europe
Middle East
Africa**
europe@redlion.net

+1 (717) 767-6511

As the global experts in communication, monitoring and control for industrial automation and networking, Red Lion has been delivering innovative solutions for over forty years. Our automation, Ethernet and cellular M2M technology enables companies worldwide to gain real-time data visibility that drives productivity. Product brands include Red Lion, N-Tron and Sixnet. With headquarters in York, Pennsylvania, the company has offices across the Americas, Asia-Pacific and Europe. Red Lion is part of Spectris plc, the productivity-enhancing instrumentation and controls company. For more information, please visit www.redlion.net.

ADLD0260 021017 © 2017 Red Lion Controls, Inc. All rights reserved. Red Lion, the Red Lion logo, N-Tron and Sixnet are registered trademarks of Red Lion Controls, Inc. All other company and product names are trademarks of their respective owners.