

Gallium Arsenide Schottky Rectifier

$I_{FAV} = 5 \text{ A}$
 $V_{RRM} = 300 \text{ V}$
 $C_{Junction} = 3.7 \text{ pF}$

Type	Marking on product	Circuit	Package
DGS 3-030AS	3A300AS		TO-252 AA

A = Anode, C = Cathode, TAB = Cathode

Symbol	Conditions	Maximum Ratings	
$V_{RRM/RSM}$		300	V
I_{FAV}	$T_C = 25^\circ\text{C}; \text{DC}$	5	A
I_{FAV}	$T_C = 90^\circ\text{C}; \text{DC}$	3.5	A
I_{FSM}	$T_{VJ} = 45^\circ\text{C}; t_p = 10 \text{ ms (50 Hz); sine}$	10	A
T_{VJ}		-55...+175	$^\circ\text{C}$
T_{stg}		-55...+150	$^\circ\text{C}$
P_{tot}	$T_C = 25^\circ\text{C}$	18	W

Features

- Low forward voltage
- Very high switching speed
- Low junction capacity of GaAs
- low reverse current peak at turn off
- Soft turn off
- Temperature independent switching behaviour
- High temperature operation capability
- Epoxy meets UL 94V-0

Applications

- MHz switched mode power supplies (SMPS)
- Small size SMPs
- High frequency converters
- Resonant converters

Symbol	Conditions	Characteristic Values	
		typ.	max.
I_R ①	$V_R = V_{RRM}; T_{VJ} = 25^\circ\text{C}$		0.7 mA
	$V_R = V_{RRM}; T_{VJ} = 125^\circ\text{C}$	0.7	mA
V_F	$I_F = 2 \text{ A}; T_{VJ} = 125^\circ\text{C}$	1.6	V
	$I_F = 2 \text{ A}; T_{VJ} = 25^\circ\text{C}$	1.6	2 V
C_J	$V_R = 150 \text{ V}; T_{VJ} = 125^\circ\text{C}$	3.7	pF
R_{thJC}		8.5	K/W
Weight		0.3	g

Pulse test: ① Pulse Width = 5 ms, Duty Cycle < 2.0%
Data according to DIN/IEC 747 and per diode unless otherwise specified

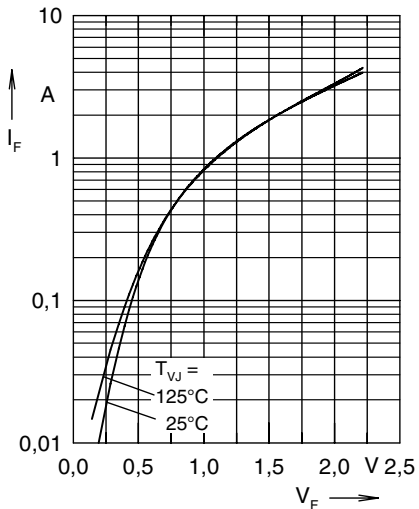


Fig. 1 typ. forward characteristics

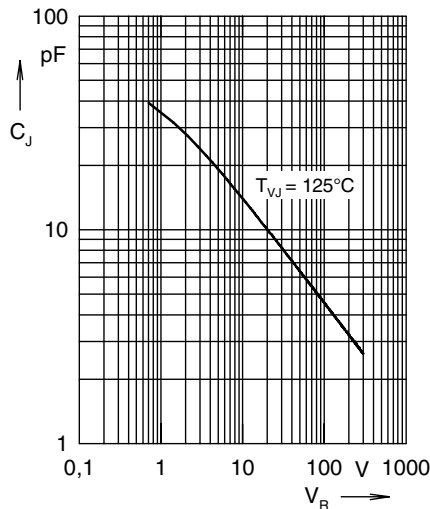


Fig. 2 typ. junction capacity versus blocking voltage

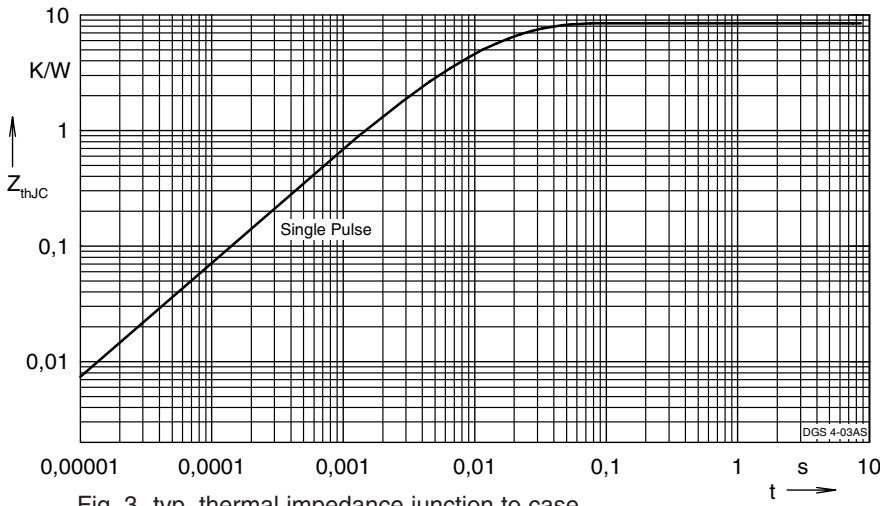
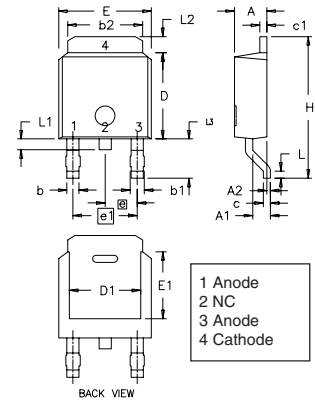


Fig. 3 typ. thermal impedance junction to case

TO-252 AA



Dim.	Millimeter		Inches	
	Min.	Max.	Min.	Max.
A	2.19	2.38	0.086	0.094
A1	0.89	1.14	0.035	0.045
A2	0	0.13	0	0.005
b	0.64	0.89	0.025	0.035
b1	0.76	1.14	0.030	0.045
b2	5.21	5.46	0.205	0.215
c	0.46	0.58	0.018	0.023
c1	0.46	0.58	0.018	0.023
D	5.97	6.22	0.235	0.245
D1	4.32	5.21	0.170	0.205
E	6.35	6.73	0.250	0.265
E1	4.32	5.21	0.170	0.205
e	2.28 BSC		0.090 BSC	
e1	4.57 BSC		0.180 BSC	
H	9.40	10.42	0.370	0.410
L	0.51	1.02	0.020	0.040
L1	0.64	1.02	0.025	0.040
L2	0.89	1.27	0.035	0.050
L3	2.54	2.92	0.100	0.115