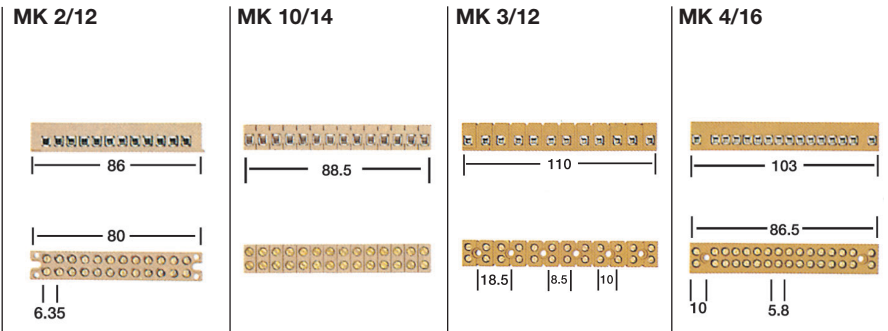


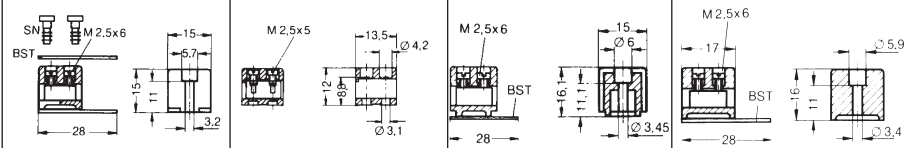
Direct Mount Terminals

Feed Through


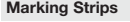


Available Options	Version	Type	Part No.	Type	Part No.	Type	Part No.	Type	Part No.
	2 pole					MK 3/2 KrG	0273820000		
	4 pole					MK 3/4 KrG	0274020000		
	6 pole					MK 3/6 KrG	0274220000		
	8 pole					MK 3/8 KrG	0274420000		
	10 pole					MK 3/10 KrG	0274620000		
	12 pole	MK 2/12 PA	0241260000			MK 3/12 KrG	0243520000		
	14 pole			MK 10/14 PA	0370160000				
	16 pole							MK 4/16 KrG	0244220000

Dimensions										
Width / Length / Height mm	mm (in.)	86/15/15 (3.39/.59/.59)	88.5/13.5/12 (3.48/.53/.47)	110/15/16.1 (4.33/.59/.63)	103/17/16 (4.0/.67/.67)					
Insulation stripping length mm	mm (in.)	5 (.20)	6 (.24)	5 (.20)	5 (.20)					
Technical Data										
Rated voltage / rated current / wire size	UL	300 V / 10 A / #24...12 AWG	150 V / 25 A / #22... 12 AWG	300 V / 20 A / #22...12 AWG	150 V / 15 A / #24... 12 AWG					
	CSA	300 V / 10 A / #24...12 AWG	300 V / 10 A / #24...12 AWG	300 V / 25 A / #22...12 AWG	150 V / 15 A / #22...12 AWG					
	VDE	60 VAC / 25 A / 2.5 mm ²	125 VAC / 25 A / 2.5 mm ²	380 VAC / 25 A / 2.5 mm ²	380 VAC / 20 A / 2.5 mm ²					
Torque	Nm (lb. in.)	0.5 (4.5)	.45 (4.0)	.9 (8.0)	0.5 (4.5)					
Clamping screw	M	2.5	2.5	2.5	2.5					



The MK 10/14 can be mounted using glue or with M 3 x 12 screws through the terminal point chamber.

Tag Block / Plastic Rivet / Insulating Sleeve		Type	Part No.	Type	Part No.	Type	Part No.	
		MF 2/12	0241760000					
		SN	0200100000					
Marking Strips		Print						
	Printed	BSTb 10/12	0245700000	BSTb 11/12	0245900000	BSTb 13/16	0262200000	
		Bottom		BSTb 11/8	0290200000	Bottom		
		BSTb 10/12	0278500000	BSTb 11/6	0290000000	BSTb 13/16	0278700000	
	Unprinted	Top			BSTb 11/4	0289800000	Top	
		BSTo 10/12	0245600000	BSTo 11/12	0245800000	BSTo 13/16	0262100000	
				BSTo 11/8	0284700000			
			BSTo 11/6	0289500000				
			BSTo 11/4	0289300000				